



name:




LESSON 1

Characteristics of Your Skin

Check what you see on your arms.

- hairs
- scar
- freckle
- flakes or scales
- red spot
- mole
- something else:



LESSON 2

Skin Types

You can divide the skin of young people into four types. Check the skin type that matches your skin.

- 1 Balanced skin, soft and supple with visible pores and an even matte glow
- 2 Dry skin, with wrinkles and barely visible pores, feels tight
- 3 Oily skin, often shiny with large pores
- 4 Combination skin, where the skin in different places is normal, dry, or oily

LESSON 3

Temporary Conditions

- Check on the left if you have ever heard of the condition.
- Check on the right if you have ever had the condition yourself.

- | | | |
|-----------------------|-------------------|-----------------------|
| <input type="radio"/> | warts | <input type="radio"/> |
| <input type="radio"/> | chicken pox | <input type="radio"/> |
| <input type="radio"/> | toe fungus | <input type="radio"/> |
| <input type="radio"/> | furuncle | <input type="radio"/> |
| <input type="radio"/> | dandruff | <input type="radio"/> |
| <input type="radio"/> | mosquito bite | <input type="radio"/> |
| <input type="radio"/> | impetigo | <input type="radio"/> |
| <input type="radio"/> | childhood pimples | <input type="radio"/> |
| <input type="radio"/> | allergic reaction | <input type="radio"/> |
| <input type="radio"/> | something else: | <input type="radio"/> |
-
-
-

LESSON 4

Skin Color Types

Human skin colors are divided into six types. Check the skin color type that matches your skin (tinted = colored).

- 1 Very light skin, often with freckles and red or light blonde hair
- 2 Light skin, often with blonde hair and gray, green, or blue eyes
- 3 Lightly tinted skin, often with dark blonde to brown hair and fairly dark eyes
- 4 Tinted skin, often with dark hair and dark eyes
- 5 Dark skin, often with dark to black hair and dark eyes
- 6 Very dark skin, often with black hair and dark eyes

LESSON 5

Chronic Conditions

- Check on the left if you have ever heard of the condition.
- Check on the right if you know someone with this condition.

- | | | |
|-----------------------|-----------------|-----------------------|
| <input type="radio"/> | vitiligo | <input type="radio"/> |
| <input type="radio"/> | eczema | <input type="radio"/> |
| <input type="radio"/> | wine stain | <input type="radio"/> |
| <input type="radio"/> | giant mole | <input type="radio"/> |
| <input type="radio"/> | psoriasis | <input type="radio"/> |
| <input type="radio"/> | ichthyosis | <input type="radio"/> |
| <input type="radio"/> | alopecia | <input type="radio"/> |
| <input type="radio"/> | something else: | <input type="radio"/> |
-
-
-
-
-

On [skinatschool.com](https://www.skinatschool.com) you will find more information about the skin and other lesson materials. You will also read where to go with questions about your skin.



Skin at School is made possible by the Under Your Skin Foundation, ZonMw, CW De Boer Foundation, NVDV, MenzisFund and Global Skin. Developed by Huid Nederland (Dutch Skin Coalition) in collaboration with healthcare professionals, teachers, educational experts, patient representatives and skin therapists.
© Dutch Skin Coalition, 2024.